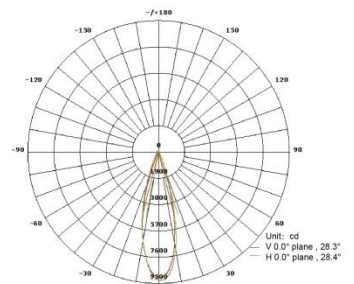


# LW221A Work Flood Light



LW221A-755,485,28

The LW221A Work Flood Light is designed for the lighting systems in a variety of lifting machinery (such as gantry cranes & crawler cranes), for port machinery (such as reach stackers & bridge cranes), for metallurgic & chemical industries, for mining and on board of vessels.

With a proven track record of over 18 years of experience worldwide, state-of-art advanced technology, long life span (> 50.000 operating hours) and a shock and vibration proof design; NANHUA-EUROPE has a leading role being a dedicated supplier for small and big global companies, operating in many industrial sectors.



### Ordering key

LW221A	-		.	48	.	28
--------	---	--	---	----	---	----

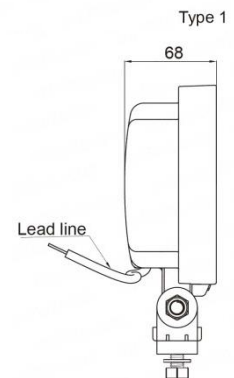
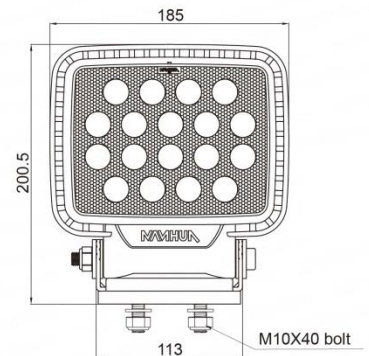
### Ra-value & Color Temperature

**755** Ra=70-80; 5500K

**827** Ra=80-90; 2700K

### Technical Information

Operating Voltage	12VDC – 32VDC
Power consumption	48W
PF	0.9
Color Rendering Index	Ra > 72
Color temperature	2700K (Warm White) or 5500 K (Cold White)
Lighting angle	~ 28 °
Light efficiency	100lm / W
Lifetime	≥ 50.000hrs
Lumen depreciation	Less than 20% with 5 years usage
Operating temperature	-30 ° C ~ +60 ° C
Humidity	10% - 95%
IP Code	IP65
Material	Aluminium housing with polycarbonate lens
Weight	1.8 kg



Due to technological evolution, the luminous flux and the electrical power have tolerances of +/- 10% compared to the indicated value (Ta +25°C).